Plan View

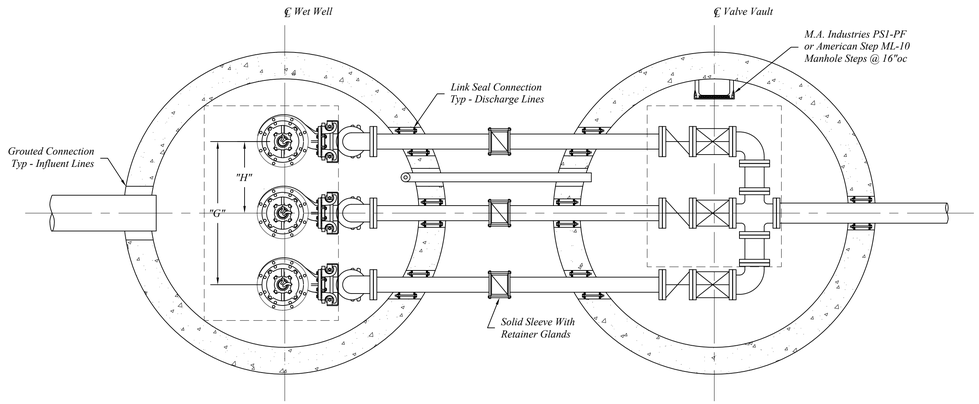

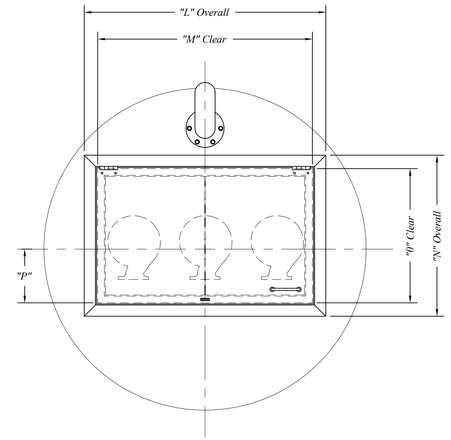

Precast Notes:

Pump Station Sections To Be Manufactured To ASTM C-478 Specifications w/HS-20 Loading.

Manufactured as per Northern Concrete Pipe, Inc. (1.800.222.9918) or approved equal.

Concrete: 4000 psi @ 28 Days.

Reinforcement per ASTM A-615 & A-496.

Wet Well Dimensions		
A	Top of Cover Elevation	
B	Top of Base Elevation	
C	Discharge Pipe Diameter	
D	Discharge Pipe ℄ Elevation	
E	Influent Pipe Diameter	
F	Influent Pipe Inv. Elevation	
G	Discharge Line Spacing	
H	Discharge Line Offset	
I	Vent Pipe Diameter	
	Wet Well Cover Reinforcing	#___ Bars @ ___" oc, ew
	Wet Well Base Reinforcing	#___ Bars @ ___" oc, ew
Valve Vault Dimensions		
J	Top of Cover Elevation	
K	Top of Base Elevation	
	Valve Vault Cover Reinforcing	#___ Bars @ ___" oc, ew
Wet Well Access Hatch Dimensions		
L	Access Hatch Overall Length	
M	Access Hatch Clear Length	
N	Access Hatch Overall Width	
O	Access Hatch Clear Width	
P	Access Hatch Offset	
Pump Specifications		
	Pump Model Number	
	Gallons per Minute (GPM)	
	Total Dynamic Head (TDH)	
	Horse Power (HP)	
	Phase	
	Voltage (V)	
	Alarm Elevation	
	Lag Pump 2 Elevation	
	Lag Pump 1 Elevation	
	Lead Pump Elevation	
	Pump Off Elevation	

Profile View

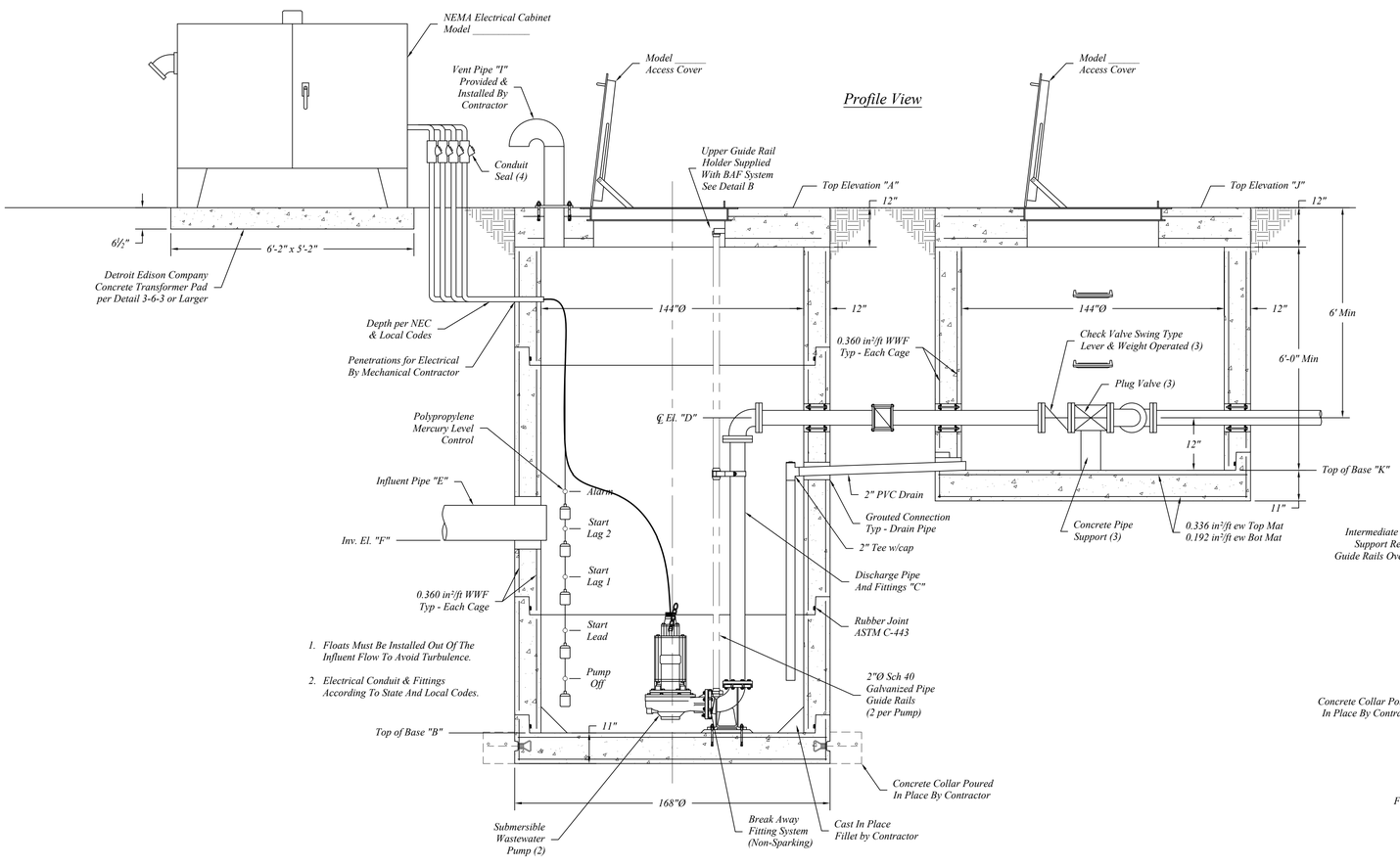

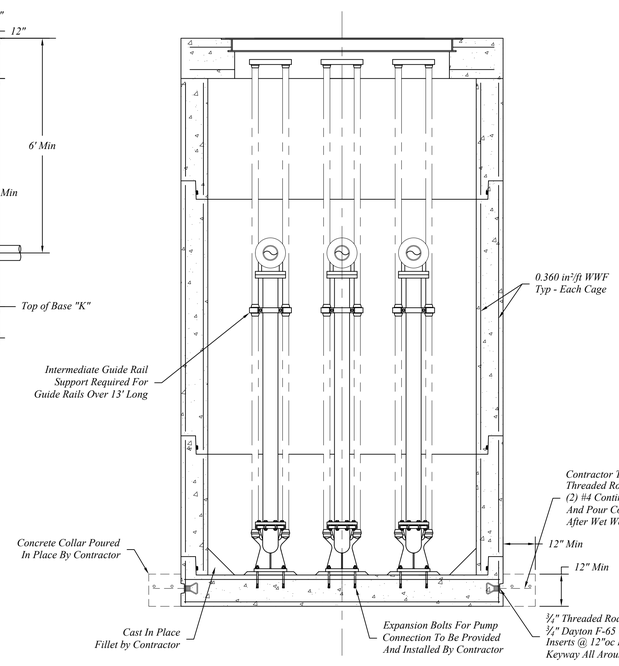

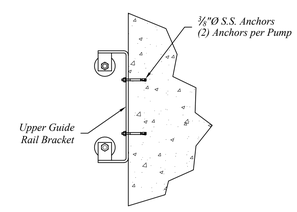

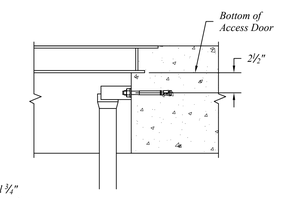

Detail B
Upper Guide Rail Bracket
Mounting Detail

NORTHERN CONCRETE PIPE	401 Kelton St Bay City, MI 48706		144"Ø Precast Triplex Storm Pump Station			
	5281 Lansing Rd Charlotte, MI 48813	2701 Chicago Dr SW Wyoming, MI 49519				
	4950 White Lake Rd Clarkston, MI 48346	3756 Centennial Rd Sylvania, OH 43560	Date 15 May 15	Revised	Rev. No.	Drawn by BmG	Scale NTS