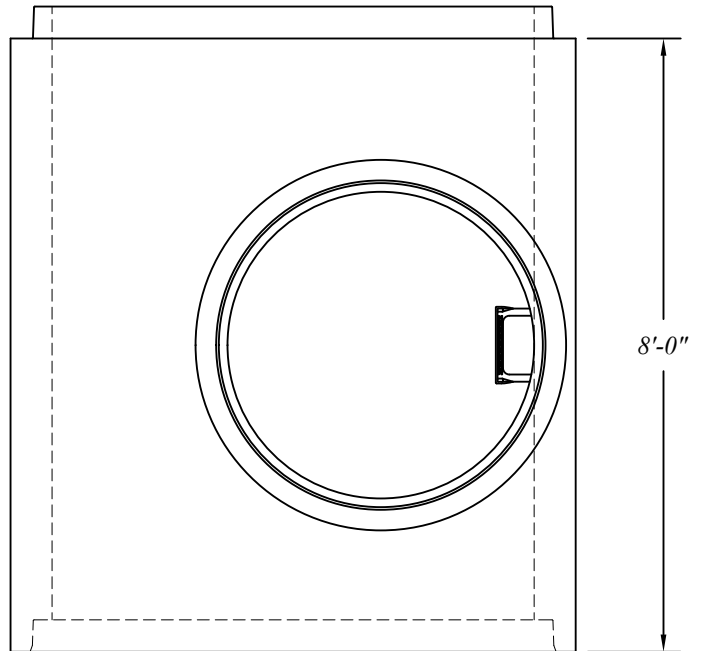
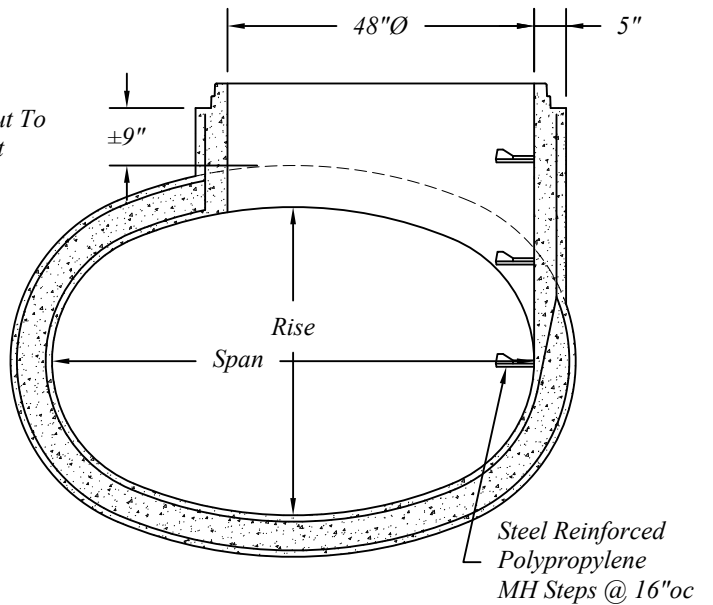
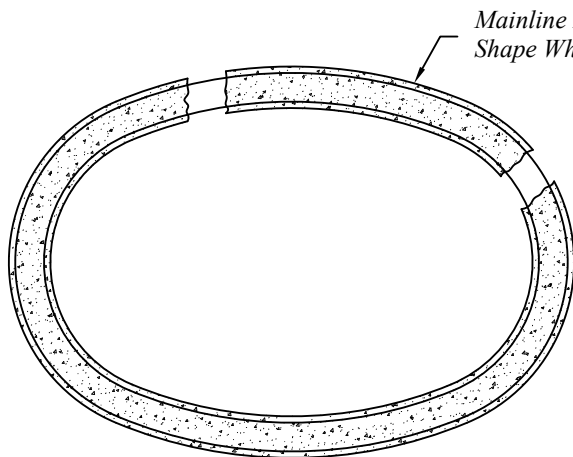
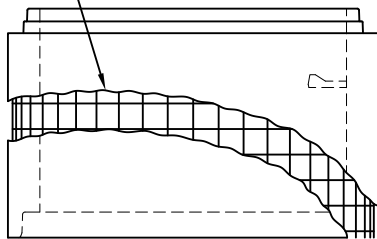


Pipe & Riser Section To Be Cut To Shape When Cast. Riser To Be Set On Mainline Section, Exposed Reinforcing Fabric Of Each Piece To Be Lapped And Welded. Area Of Exposed Reinforcing Mesh To Be Filled And Finished With Speed-Crete Or Equal.



48" Riser Cut To Shape When Cast



Pipe Manufactured To ASTM C-507 Specifications, Reinforcing Class As Required.

Reinforcing Shown For Schematic Only.

42" Thru 96" Prefabricated Elliptical Manhole Tee			
	401 Kelton St Bay City, MI 48706		Date 12 May 16
	5281 Lansing Rd Charlotte, MI 48813	2701 Chicago Dr SW Wyoming, MI 49519	Drawn By BmG
	4950 White Lake Rd Clarkston, MI 48346	3756 Centennial Rd Sylvania, OH 43560	Scale NTS
			05.08